

TL70 Tower Lights



70 mm Modular Tower Lights

- Modular IP65 design gives the user flexibility to customize functions and operations, and install in many environments
- Wireless options facilitate installation and enable remote monitoring and control
- Bright, uniform color segments appear gray when off to eliminate false indication
- Top-mounted audible modules from 75 to 101 dB, including multi-tone and programmable audible models, allow for custom alerts or announcement

A Better Design by Banner

The TL70 tower light is another achievement in rethinking and designing a better indicator.



The Easiest Tower Light to Install

The TL70 tower light design is user friendly with just a few easy steps to complete installation.

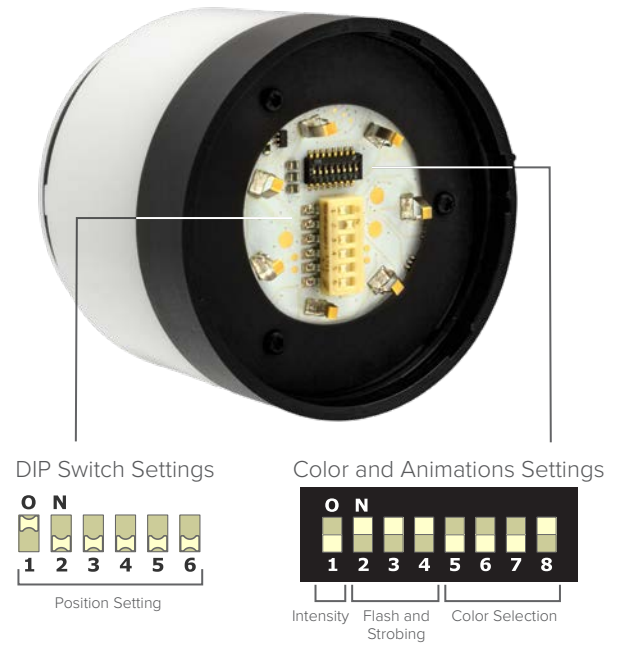

1. Configure Modules

Standard Module Settings

- Assign module position (switches 1-6)
- Assign flash rate or audible tone (switches 7-8)

RGB14 Module Settings

- Assign module position (white switches 1-6)
- Assign color choices, intensity and animation (black switches 1-8)


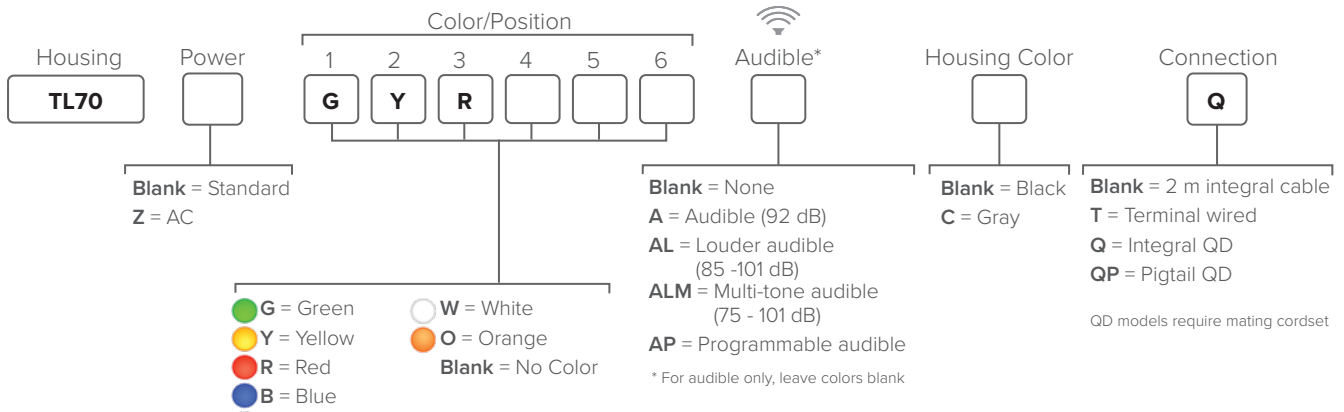


3. Apply Power

- M12 QD
- Flying lead cable
- Terminals

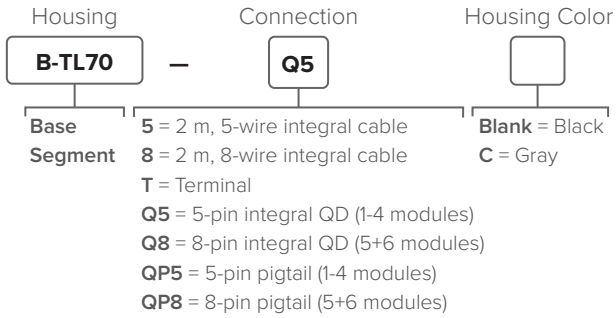


Preassembled TL70 Modular Tower Lights

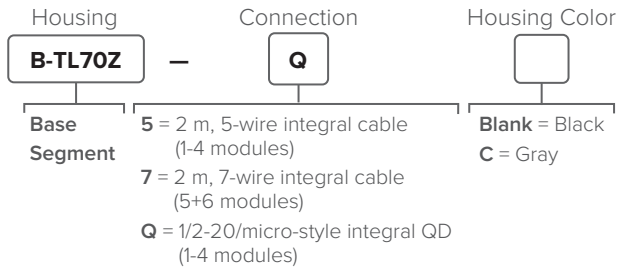


Build Your Own TL70 Modular Tower Lights

Standard Base

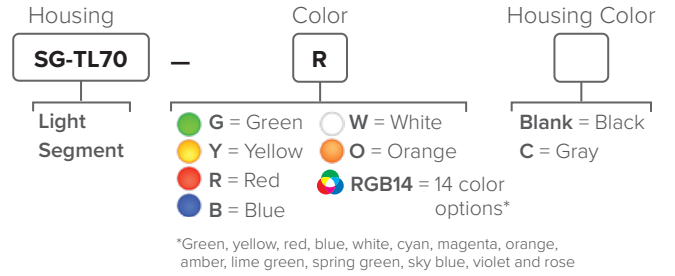


AC Base

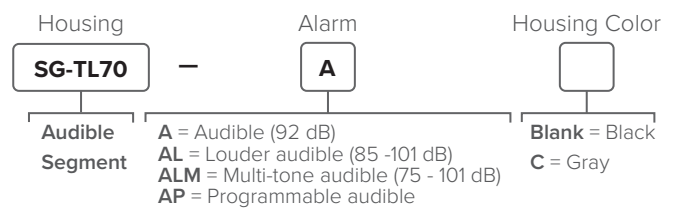


QD models require mating cordset

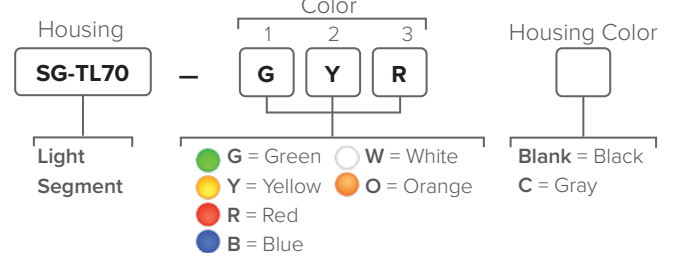
Single Color Segments



Audible Segments



Multicolor Segments



Wireless Hardware Options for Remote Monitoring and Control

Easily add wireless communication and networking capabilities to your tower lights by using Banner's Wireless Base or Wireless Communication Segment. The Wireless Base can be configured into preassembled tower lights. The Wireless Communication segment can be ordered separately and easily added to new or existing TL70 Tower Lights with the standard base.

	Segment	Base
Requires Constant Power	—	✓
PNP Inputs	✓	✓
NPN Inputs	✓	—
AC Power Capable	✓	—
900 MHz and 2.4 GHz	✓	✓
Event Counting Input	✓	✓
Bidirectional Communication	✓	✓
Remote Control of Light Segments	✓*	✓

* Requires constant power

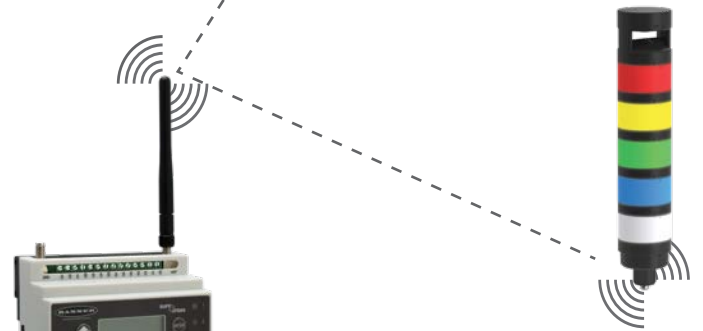

Wireless Base (see page 7)

The wireless base provides full bidirectional communication plus event counter inputs. It can be configured into preassembled tower lights.



Wireless Communication Segment

This segment adds wireless communication and networking capabilities to any standard TL70 base, without requiring constant power or expensive wiring.



DXM Series industrial wireless controllers are designed to facilitate Ethernet connectivity and Industrial Internet of Things (IIoT) applications.


Why Wireless?

Integrate diverse machines/processes for common data collection (and ultimately process improvement).

- Quickly unleash IIOT capabilities
- Implement OEE
- Monitor/improve productivity
- Get timely status information and remote notifications of problems
- Simplify installation

Where to Use

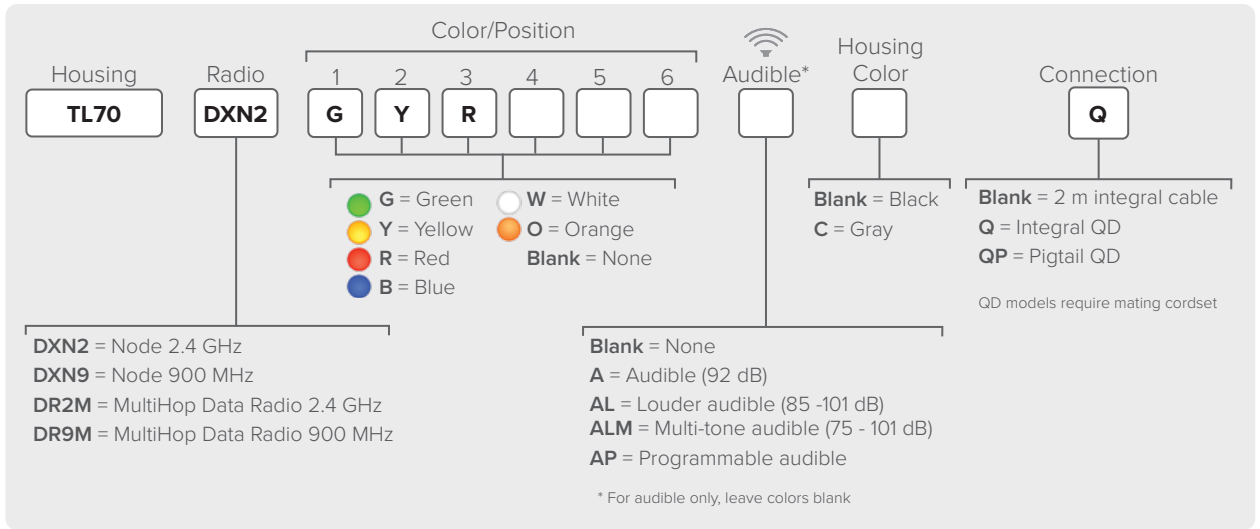
- Typical factory environments
- Upgrading older equipment
- Where status information needs to be visible
- Where status information needs to be collected for analysis



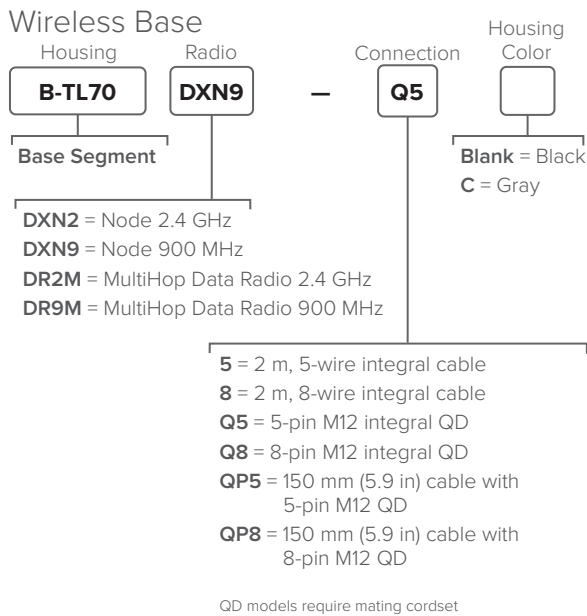
Wireless TL70 Modular Tower Light



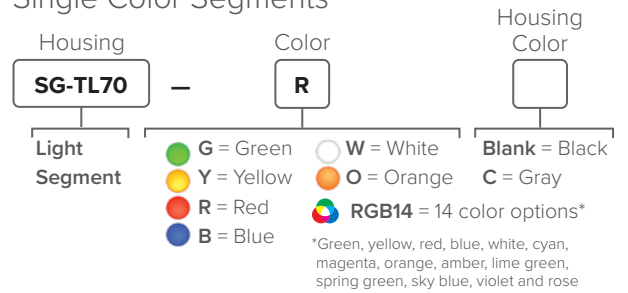
Preassembled



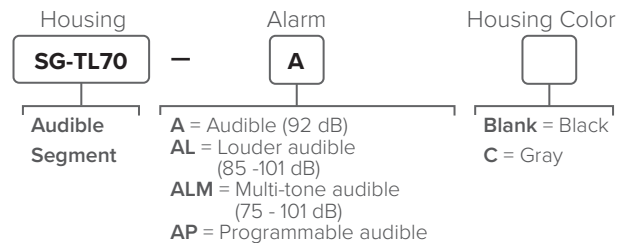
Build Your Own



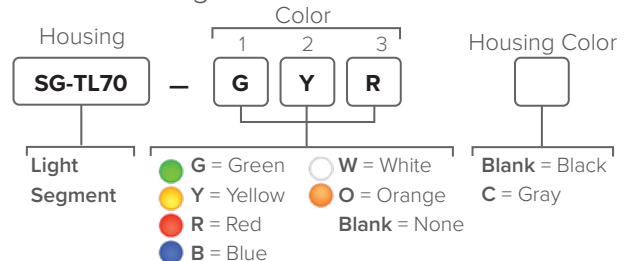
Single Color Segments



Audible Segments



Multicolor Segments



Specifications



Color Count	AC Tower Height (H)	AC Tower Height with Audible (H)	DC Tower Height (H)	DC Tower Height with Audible (H)
1	155.6 mm	212.3 mm	87.6 mm	144.3 mm
2	205.3 mm	262.0 mm	137.3 mm	194.0 mm
3	255.0 mm	311.7 mm	187.0 mm	243.7 mm
4	304.7 mm	361.4 mm	236.7 mm	293.4 mm
5	354.4 mm	411.1 mm	286.4 mm	343.1 mm
6	404.1 mm	NA	336.1 mm	NA

- Supply Voltage** 12 to 30 V DC
- Construction** Bases and covers: polycarbonate
Light segment: polycarbonate
- Environmental Rating** IP65
- Operating Temperature** -40 to +50 °C (-40 to +122 °F)
- Certifications**

Cordsets for AC Models



4-Pin Micro-Style

Straight connector models listed; for right-angle models, add RA to the end of model number (example, MQAC2-406RA)

- MQAC2-406** 2 m (6.5')
- MQAC2-415** 5 m (15')
- MQAC2-430** 9 m (30')

5-Pin Micro-Style

Straight connector models

- MQAC2-506** 2 m (6.5')
- MQAC2-515** 5 m (15')
- MQAC2-530** 9 m (30')

Accessories

Elevated Mount System

- SA-M30** Black polycarbonate adapter/cover
- SA-M30C** Gray polycarbonate adapter/cover
- SOP-E12-150A (150 mm)**
SOP-E12-300A (300 mm)
SOP-E12-900A (900 mm) Black anodized aluminum pipe
- SOP-E12-150AC (150 mm)**
SOP-E12-300AC (300 mm)
SOP-E12-900AC (900 mm) Clear anodized aluminum pipe
- SOP-E12-150SS (150 mm)**
SOP-E12-300SS (300 mm)
SOP-E12-900SS (900 mm) 304 stainless steel pipe
- SA-E12M30** Black Acetal mounting base
- SA-E12M30C** White UHMW mounting base
- SA-F12** Black Zinc mounting base

Flush Foldable Bracket for use with elevated mount systems



- SA-FFB12** Black
- SA-FFB12C** Gray



SMB30MM



SMB30A



SMBAMS30P

Cordsets for DC Models

4-Pin M12 for use with 3-color models

Straight connector models listed; for right-angle models, add RA to the end of model number (example, MQDC-406RA)

- MQDC-406** 2 m (6.5')
- MQDC-415** 5 m (15')
- MQDC-430** 9 m (30')

5-Pin M12 for use with 4-color models

Straight connector models listed; for right-angle models, add RA to the end of model number (example, MQDC1-506RA)

- MQDC1-506** 2 m (6.5')
- MQDC1-515** 5 m (15')
- MQDC1-530** 9 m (30')

8-Pin M12 use with 5+ -color models

Straight connector models listed; for right-angle models, add RA to the end of model number (example, MQDC2S-806RA)

- MQDC2S-806** 2 m (6.5')
- MQDC2S-815** 5 m (15')
- MQDC2S-830** 9 m (30')



Banner Engineering Corp.

9714 10th Avenue North • Minneapolis, MN 55441 • 1-888-373-6767 • www.bannerengineering.com