







Two-Color Indicators for the SLC4 Safety Light Curtain



Datasheet

DC-operated LED indicators

Models	Construction	Connector/LED Function/Inputs
 T8LRGX7PQP	Polycarbonate/ABS alloy housing, thermoplastic diffuser; Fully encapsulated IP67	4-pin M12/Euro-style Integral QD (requires a mating cable) Red/Green indication follows OSSD output of the receiver: Red: OSSDs Off (Beam blocked or lockout) Green—OSSDs on PNP (Sourcing)
 M18RGX7PQ	Nickel-plated brass housing, M18x1 thread; thermoplastic lens; Fully encapsulated IP67	
 T30RGX7PQ	Thermoplastic polyester housing, thermoplastic lens; Fully encapsulated IP67	
 K30LRGX7PQ	Polycarbonate housing, 30 mm thermoplastic dome, 22 mm base mount; Fully encapsulated, IP67	
 K50LRGX7PQ	Polycarbonate housing, 50 mm thermoplastic dome, 30 mm base mount; Fully encapsulated, IP67	
 K80LRGX7PQ	Polycarbonate housing, 50 mm thermoplastic dome, flat or DIN mount; Encapsulated electronics, IP67	

T8L Models: To order the integral 4-wire cable model, omit suffix QP (for example, T8LRGX7P).

K80L Models: To order the terminal-wired model, omit suffix Q (for example, K80LRGX7P).

Other Models: To order the 2 m (6.5 ft) integral 4-wire cable model, omit suffix Q (example, M18RGX7P). To order the 150 mm (5.9 in) PVC pigtail with 4-pin Euro connector, replace suffix Q with QP (for example, M18RGX7PQP).

Contact the factory for other colors/color combinations, including: blue, white, and orange.

Specifications

Supply Voltage and Current

T8L models: 10 V dc to 30 V dc at 20 mA maximum
M18 and K30L models: 10 V dc to 30 V dc at 25 mA maximum per LED color
T30 models: 10 V dc to 30 V dc at 40 mA maximum per LED color
K50L and K80L models: 18 V dc to 30 V dc at 40 mA maximum per LED color

Indicators

Entire translucent diffuser or dome provides indication
 Red when OSSDs are off; green when OSSDs are on
 For other colors, contact factory for availability

Input Response Time

Indicator ON/OFF: 1 ms max.

Connections

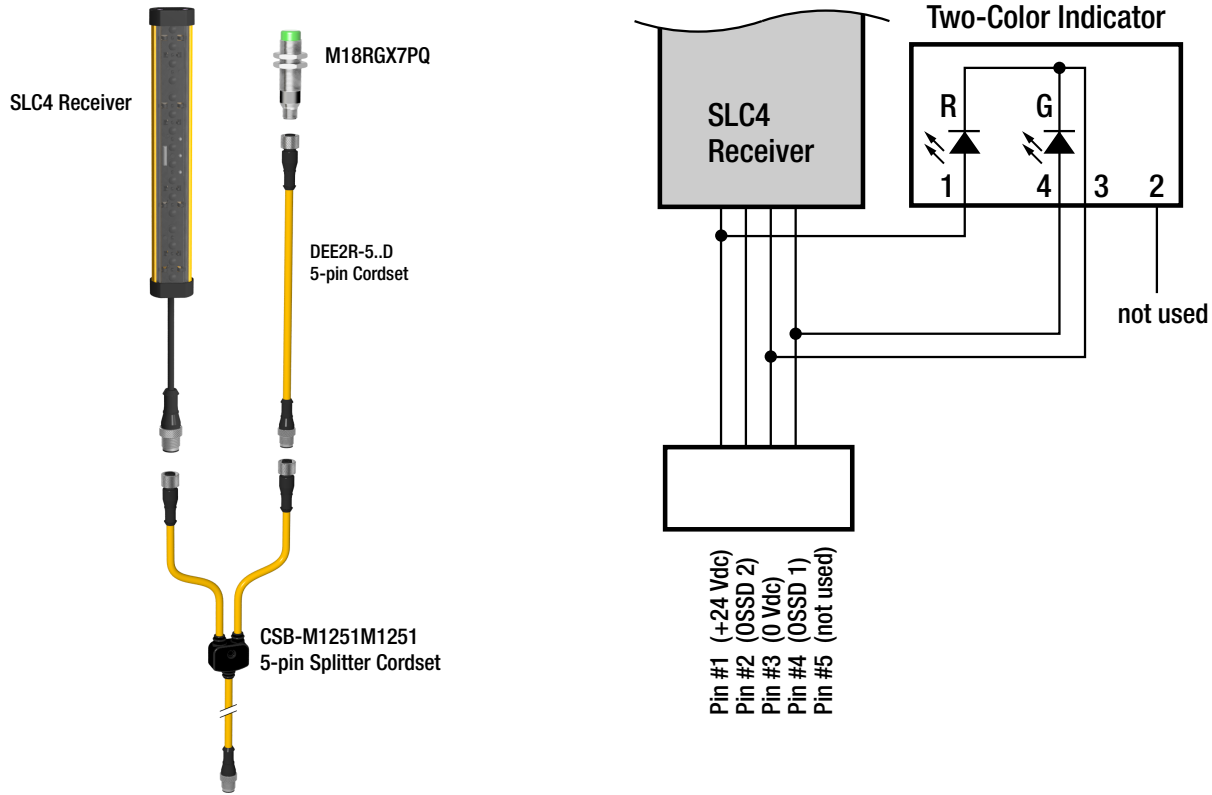
T8L models: 4-pin M12/Euro-style 150 mm (6 in) PVC cable with QD (QP) or 4-wire, 2 m (6.5 ft) integral cable, depending on model
K30L models: 4-pin M12/Euro-style QD (Q), 150mm (6") PVC cable with QD (QP), 4-wire, 2 m (6.5 ft) integral cable, or 5 color-coded screw terminal for up to 16 AWG wire, depending on model. Screw terminal max torque: 0.11N-m (1.0lbf-in).
K80L models: 4-pin M12/Euro-style integral QD (Q) standard; terminal-wired models available for use with bulk cable; compression fitting optional. Contact Factory for cable information.
Other models: 4-pin /M12/Euro-style integral QD (Q), 150 mm (6 in) PVC cable with QD (QP), or 4-wire, 2 m (6.5 ft) integral cable, depending on model

Construction

See Models lists



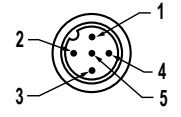
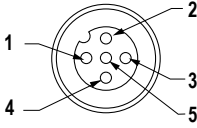
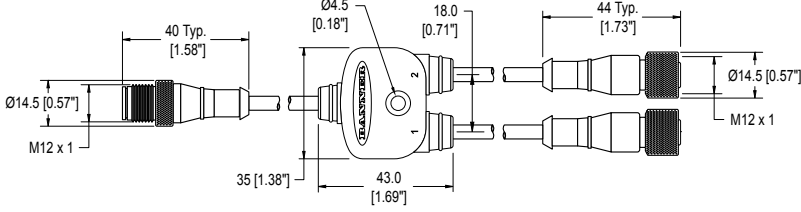
Wiring



Cordsets

DEE2R-5..D 5-pin M12/Euro-style QD to M12/Euro-style QD (female-male) cordsets—Use the DEE2R-5... cordsets to extend the length of cordsets and directly connect to other devices with a 5-pin M12/Euro-style quick disconnect. Other lengths are available.

Model	Length	Banner Cordset Pinout/Color Code				M12 Connector (female face view)
		Pin	Color	Emitter Function	Receiver Function	
DEE2R-51D	0.3 m (1 ft)	1	Brown	+24 V dc	+24 V dc	
DEE2R-53D	0.9 m (3 ft)	2	White	no connection	OSSD2	
DEE2R-58D	2.5 m (8 ft)	3	Blue	0 V dc	0 V dc	
DEE2R-515D	4.6 m (15 ft)	4	Black	no connection	OSSD1	
DEE2R-525D	7.6 m (25 ft)	5	Gn/Ye	no connection	no connection	
DEE2R-550D	15.2 m (50 ft)					
DEE2R-575D	22.9 m (75 ft)					
DEE2R-5100D	30.5 m (100 ft)					

5-Pin Threaded M12/Euro-Style Splitter Cordsets—Flat Junction			
Model	Trunk (Male)	Branches (Female)	Pinout
CSB-M1251M1251	0.3 m (1 ft)	2 x 0.3 m (1 ft)	<p>Male</p>  <p>Female</p>  <p>1 = Brown 2 = White 3 = Blue 4 = Black 5 = Grn/Ye</p>
CSB-M1258M1251	2.44 m (8 ft)		
CSB-M12515M1251	4.57 m (15 ft)		
CSB-M12525M1251	7.62 m (25 ft)		
CSB-UNT525M1251	7.62 m (25 ft) Unterminated		
			

Banner Engineering Corp. Limited Warranty

Banner Engineering Corp. warrants its products to be free from defects in material and workmanship for one year following the date of shipment. Banner Engineering Corp. will repair or replace, free of charge, any product of its manufacture which, at the time it is returned to the factory, is found to have been defective during the warranty period. This warranty does not cover damage or liability for misuse, abuse, or the improper application or installation of the Banner product.

THIS LIMITED WARRANTY IS EXCLUSIVE AND IN LIEU OF ALL OTHER WARRANTIES WHETHER EXPRESS OR IMPLIED (INCLUDING, WITHOUT LIMITATION, ANY WARRANTY OF MERCHANTABILITY OR FITNESS FOR A PARTICULAR PURPOSE), AND WHETHER ARISING UNDER COURSE OF PERFORMANCE, COURSE OF DEALING OR TRADE USAGE.

This Warranty is exclusive and limited to repair or, at the discretion of Banner Engineering Corp., replacement. **IN NO EVENT SHALL BANNER ENGINEERING CORP. BE LIABLE TO BUYER OR ANY OTHER PERSON OR ENTITY FOR ANY EXTRA COSTS, EXPENSES, LOSSES, LOSS OF PROFITS, OR ANY INCIDENTAL, CONSEQUENTIAL OR SPECIAL DAMAGES RESULTING FROM ANY PRODUCT DEFECT OR FROM THE USE OR INABILITY TO USE THE PRODUCT, WHETHER ARISING IN CONTRACT OR WARRANTY, STATUTE, TORT, STRICT LIABILITY, NEGLIGENCE, OR OTHERWISE.**

Banner Engineering Corp. reserves the right to change, modify or improve the design of the product without assuming any obligations or liabilities relating to any product previously manufactured by Banner Engineering Corp. Any misuse, abuse, or improper application or installation of this product or use of the product for personal protection applications when the product is identified as not intended for such purposes will void the product warranty. Any modifications to this product without prior express approval by Banner Engineering Corp will void the product warranties. All specifications published in this document are subject to change; Banner reserves the right to modify product specifications or update documentation at any time. Specifications and product information in English supersede that which is provided in any other language. For the most recent version of any documentation, refer to:

www.bannerengineering.com.