

S15J In-Line Fuse



Datasheet

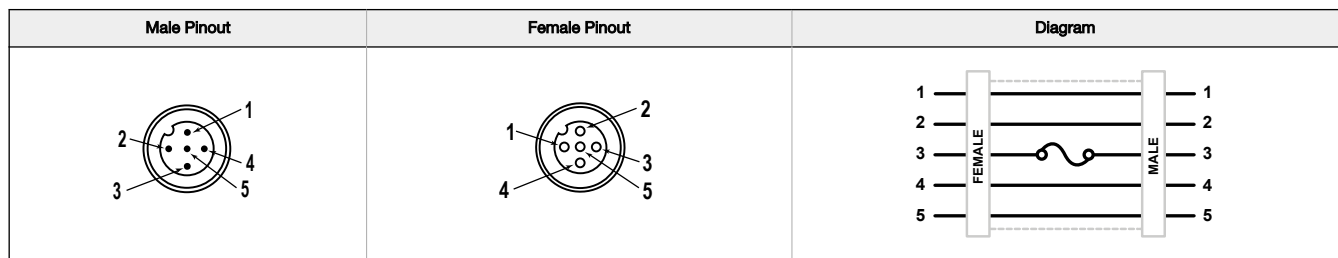


- Protect devices from over-current
- Rugged over-molded design meets IP65, IP67, and IP68
- Simple M12 connection for easy installation where needed in the circuit
- LEDs provide fuse status to indicate healthy or blown state
- Provides an alternative solution to products that require a Class 2 power supply

Models

Model Number	Function Description
S15J-2AFB-Q	Fast-blow fuse, 2 A max
S15J-3AFB-Q	Fast-blow fuse, 3 A max

Wiring



Specifications

Supply Voltage

12 V DC to 30 V DC at 15 mA maximum device current draw
Use only with one of the following:

- Class 2 power supply (North America)
- Power supply rated to a maximum of 100 VA
- Power supply certified to either IEC 60950-1 or IEC 62368-1

Maximum Fuse Current

Model-dependent, see [Models](#) on page 1 and [Operational Conditions](#) on page 2

Connections

Integral 5-pin M12 male/female quick-disconnect connector

Construction

Coupling Material: Nickel-plated brass
Connector Body: PVC translucent black

Environmental Rating

IP65, IP67, IP68
UL Type 1

Operating Conditions

Temperature: -40 °C to +55 °C (-40 °F to +131 °F)
Storage Temperature: -40 °C to +70 °C (-40 °F to +158 °F)

Indicators ¹

Green: Power present, normal signal transmission
Red & Green: Power present, normal signal transmission, but current approaching or over rating
Red: Fuse blown, signal transmission stopped

Alternative to Class 2 Power Supply Requirement

When the S15J is paired with a power supply in accordance with Annex Q of IEC 62368-1, then it can be used to create a low voltage, limited energy power source.

The S15J may be used with a power supply that can deliver up to 100 A at a maximum of 30 V DC (3000 VA).

The S15J limits the current of a 0 V DC to 30 V DC source to satisfy Class 2 or SELV Power Supply requirements.

Selecting a fuse size depends on the type of connection cabling to the device.

Power Supply > (Cable 1) > Fuse > (Optional Cable 2) > Protected Device

The correct fuse rating is based on the connection or cabling upstream from the fuse, but before the power supply.

Cable(s) (Awg)	Amperage Rating
22	3 A
24	2 A

This power supply combination meets the requirements for Class 2 power while the fuse is intact. There is no rating available when the fuse is blown or disabled.

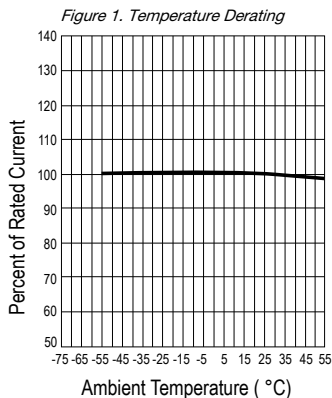
¹ The fuse functions properly when power is applied on either the male or female connector. The LEDs function properly only when power is applied to Pin 1 on the male connector.



Operational Conditions

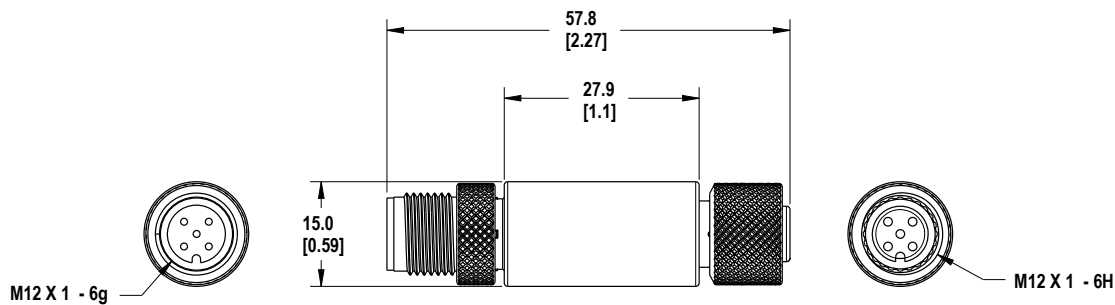
The operation of the fast-blow fuse is variable, and depends on ambient temperature and conditions. A fuse running at 100% of its rated current could potentially blow after 4 hours of use. However, a fuse at 200% of its rated current will blow within 5 seconds, and a fuse at 300% of its rated current will blow within 0.2 seconds.

Amperage Rating	Minimum Blow Time	Maximum Blow Time
100%	4 hours	N/A
200%	N/A	5 seconds
300%	N/A	0.2 seconds



Dimensions

All measurements are listed in millimeters [inches], unless noted otherwise.



Accessories

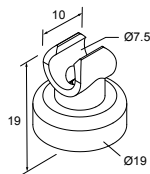
Cordsets

5-Pin Threaded M12 Cordsets—Double Ended					
Model	Length	Style	Dimensions	Pinout (Male)	Pinout (Female)
MQDEC-501SS	0.31 m (1.02 ft)	Male Straight/ Female Straight			
MQDEC-503SS	0.91 m (2.99 ft)			1 = Brown 2 = White 3 = Blue	4 = Black 5 = Gray
MQDEC-506SS	1.83 m (6 ft)				
MQDEC-512SS	3.66 m (12 ft)				
MQDEC-515SS	5 m (16.4 ft)				
MQDEC-530SS	9 m (29.5 ft)				
MQDEC-550SS	15 m (49.2 ft)				

Brackets

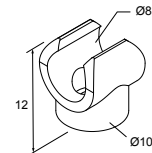
LMBM12MAG

- Attaches to M12 cordset end
- Black polypropylene
- 11.8 kg (26 lb) pull force
- One piece



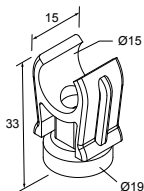
LMBM12SP

- Attaches to M12 cordset end
- Black polypropylene
- Supplied with thread forming hardware
- Pack of seven



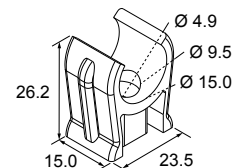
LMBS15MAG

- Attaches to S15 housing
- White polypropylene
- 11.8 kg (26 lb) pull force
- One piece



LMBS15SP

- Attaches to S15 housing
- White polypropylene
- Clearance for M5 or #10 hardware
- Pack of five



Banner Engineering Corp. Limited Warranty

Banner Engineering Corp. warrants its products to be free from defects in material and workmanship for one year following the date of shipment. Banner Engineering Corp. will repair or replace, free of charge, any product of its manufacture which, at the time it is returned to the factory, is found to have been defective during the warranty period. This warranty does not cover damage or liability for misuse, abuse, or the improper application or installation of the Banner product.

THIS LIMITED WARRANTY IS EXCLUSIVE AND IN LIEU OF ALL OTHER WARRANTIES WHETHER EXPRESS OR IMPLIED (INCLUDING, WITHOUT LIMITATION, ANY WARRANTY OF MERCHANTABILITY OR FITNESS FOR A PARTICULAR PURPOSE), AND WHETHER ARISING UNDER COURSE OF PERFORMANCE, COURSE OF DEALING OR TRADE USAGE.

This Warranty is exclusive and limited to repair or, at the discretion of Banner Engineering Corp., replacement. **IN NO EVENT SHALL BANNER ENGINEERING CORP. BE LIABLE TO BUYER OR ANY OTHER PERSON OR ENTITY FOR ANY EXTRA COSTS, EXPENSES, LOSSES, LOSS OF PROFITS, OR ANY INCIDENTAL, CONSEQUENTIAL OR SPECIAL DAMAGES RESULTING FROM ANY PRODUCT DEFECT OR FROM THE USE OR INABILITY TO USE THE PRODUCT, WHETHER ARISING IN CONTRACT OR WARRANTY, STATUTE, TORT, STRICT LIABILITY, NEGLIGENCE, OR OTHERWISE.**

Banner Engineering Corp. reserves the right to change, modify or improve the design of the product without assuming any obligations or liabilities relating to any product previously manufactured by Banner Engineering Corp. Any misuse, abuse, or improper application or installation of this product or use of the product for personal protection applications when the product is identified as not intended for such purposes will void the product warranty. Any modifications to this product without prior express approval by Banner Engineering Corp will void the product warranties. All specifications published in this document are subject to change; Banner reserves the right to modify product specifications or update documentation at any time. Specifications and product information in English supersede that which is provided in any other language. For the most recent version of any documentation, refer to: www.bannerengineering.com.

For patent information, see www.bannerengineering.com/patents.