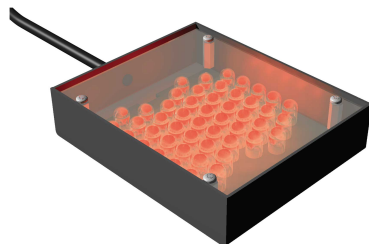


# LED..A80X80W Series Area Lights



## Datasheet

Area Lights with 3-Wire Cables for Use with PresencePLUS® Pro Sensors



- Lightly diffused area light for PresencePLUS® Pro sensors.
- Continuous or strobed operation is selectable via sensor software
- Solid-state LED light source
- Direct connection to PresencePLUS® Pro system or to an external power supply
- Two available bracket options



**Important:** Lea el siguiente instructivo antes de operar el luminario. Por favor descargue desde [www.bannerengineering.com](http://www.bannerengineering.com) toda la documentación técnica de los LED..A80X80W, disponibles en múltiples idiomas, para detalles del uso adecuado, aplicaciones, advertencias, y las instrucciones de instalación de estos dispositivos.

## Models

Model <sup>1</sup>	LED Color	Wave Length
LEDIA80X80W	Infrared	850 nm
LEDRA80X80W	Visible Red	660 nm
LEDWA80X80W	White	All Visible
LEDBA80X80W	Blue	470 nm
LEDGA80X80W	Green	525 nm

## Cleaning Instructions

Regularly remove any dust, dirt, or fingerprints from the light source.

1. Blow off dust using anti-static compressed air.
2. If necessary, use a lens cloth and lens cleaner or window cleaner to wipe off remaining debris. Do not use any other chemicals for cleaning.

## Wiring Table

LED..A80X80W Wire	PresencePLUS Pro Controller Terminal Block	External Power Supply (Strobed)	External Power Supply (Continuous)
Brown	Pin 1, + V (24 V DC $\pm$ 10%)	+ V	+ V
Blue	Pin 2, - V (DC common)	- V	- V
Black	Pin 4 (strobe)	+5 V DC OFF - V ON	- V

## Specifications

### Light Source

LED; see Models table for wave lengths

### Illumination

Lightly diffused, high-intensity area light

Infrared model: At a 24-inch distance, illuminates an 8-inch diameter area within 60% of the center intensity

Visible LED models: At a 12-inch distance, illuminates a 4-inch diameter area within 50% of the center intensity

### Supply Voltage and Current

24 V DC at 250 mA maximum

Voltage supplied by PresencePLUS® Pro sensors, if operating at 24 V DC (see sensor manual)

See the electrical characteristics on the product label.

### Connections

3 conductor, 2 m (6.5 ft) integral cable

### Construction

Low-carbon steel with black zinc plating, acrylic window

### Useful Life

10,000 hours (LED ON time). When operated within specifications, output will decrease less than 30% after 10,000 hours and less than 40% after 20,000 hours

### Operating Conditions

0 °C to +50 °C (+32 °F to +122 °F)

90% at +50 °C maximum relative humidity (non-condensing)

### Certifications



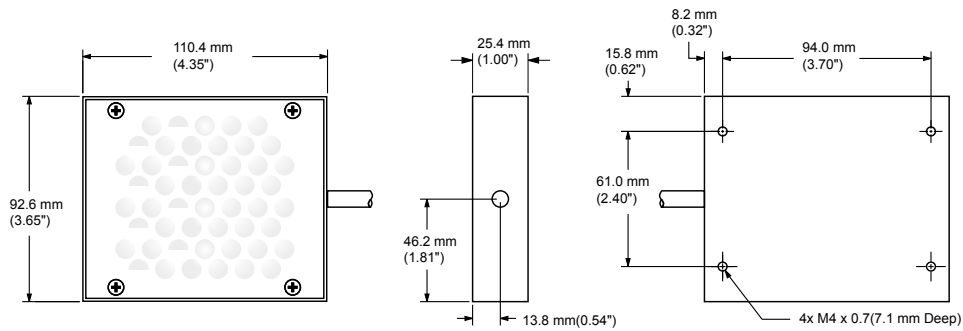
<sup>1</sup> 2 m (6.5 ft) PVC cable models with 3-wire, 8 mm male Pico-style connector listed.

- To order the 9 m (30 ft) PVC cable model, add the suffix "W/30" to the cabled model number. For example, LEDBA80X80W W/30.



## Dimensions

All measurements are listed in millimeters [inches], unless noted otherwise.

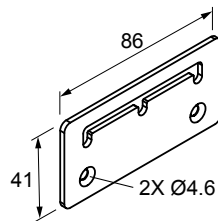


## Accessories

### Brackets

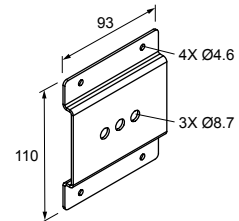
#### SMBABM

- 13-ga. zinc-plated low-carbon steel
- (4) M4 Phillips flathead screws included
- For mounting the light from the front
- Accommodates backlight models LED..B70X70..



#### SMBACM

- 14-ga. zinc-plated low-carbon steel
- (4) M4 socket-head cap screws, washers and hex key included
- For mounting the light from the rear
- Accommodates backlight models LED..B70X70..



## Banner Engineering Corp. Limited Warranty

Banner Engineering Corp. warrants its products to be free from defects in material and workmanship for one year following the date of shipment. Banner Engineering Corp. will repair or replace, free of charge, any product of its manufacture which, at the time it is returned to the factory, is found to have been defective during the warranty period. This warranty does not cover damage or liability for misuse, abuse, or the improper application or installation of the Banner product.

**THIS LIMITED WARRANTY IS EXCLUSIVE AND IN LIEU OF ALL OTHER WARRANTIES WHETHER EXPRESS OR IMPLIED (INCLUDING, WITHOUT LIMITATION, ANY WARRANTY OF MERCHANTABILITY OR FITNESS FOR A PARTICULAR PURPOSE), AND WHETHER ARISING UNDER COURSE OF PERFORMANCE, COURSE OF DEALING OR TRADE USAGE.**

This Warranty is exclusive and limited to repair or, at the discretion of Banner Engineering Corp., replacement. **IN NO EVENT SHALL BANNER ENGINEERING CORP. BE LIABLE TO BUYER OR ANY OTHER PERSON OR ENTITY FOR ANY EXTRA COSTS, EXPENSES, LOSSES, LOSS OF PROFITS, OR ANY INCIDENTAL, CONSEQUENTIAL OR SPECIAL DAMAGES RESULTING FROM ANY PRODUCT DEFECT OR FROM THE USE OR INABILITY TO USE THE PRODUCT, WHETHER ARISING IN CONTRACT OR WARRANTY, STATUTE, TORT, STRICT LIABILITY, NEGLIGENCE, OR OTHERWISE.**

Banner Engineering Corp. reserves the right to change, modify or improve the design of the product without assuming any obligations or liabilities relating to any product previously manufactured by Banner Engineering Corp. Any misuse, abuse, or improper application or installation of this product or use of the product for personal protection applications when the product is identified as not intended for such purposes will void the product warranty. Any modifications to this product without prior express approval by Banner Engineering Corp will void the product warranties. All specifications published in this document are subject to change; Banner reserves the right to modify product specifications or update documentation at any time. Specifications and product information in English supersede that which is provided in any other language. For the most recent version of any documentation, refer to: [www.bannerengineering.com](http://www.bannerengineering.com).

For patent information, see [www.bannerengineering.com/patents](http://www.bannerengineering.com/patents).

## Mexican Importer

Banner Engineering de México, S. de R.L. de C.V.  
David Alfaro Siqueiros 103 Piso 2 Valle oriente  
San Pedro Garza García Nuevo León, C. P. 66269

81 8363.2714