


Q4X Series



Versatile, Rugged Laser Distance Sensor

- Housing rated to IP69K with FDA-grade stainless steel
- Discrete, Analog, IO-Link outputs available
- Precise measurement up to 610 mm
- Reliably detects opaque and transparent objects

Easy-to-Use Problem Solver

Reliable, durable sensor that solves even the most challenging applications

Industry standard 18 mm threaded barrel housing option for quick installation

Remote input allows for remote teaching, laser enable, and advanced measurement modes to expand the range of applications solved with a single sensor

Bright LED output indicator and real-time distance feedback of distance (mm) or analog output (0-10 V, 4-20 mA) provides easy setup and troubleshooting, leading to reduced installation costs

Robust FDA grade stainless steel housing for even the most demanding environments; IP67, IP68, IP69K

 IO-Link®

Class 1 laser with small, highly visible laser spot for easy alignment and small object detection

Lens cover made from PMMA acrylic

Compact housing to fit in tight spaces with flat face option for food and beverage

Challenging Targets



Round



Uneven



Shiny or metal



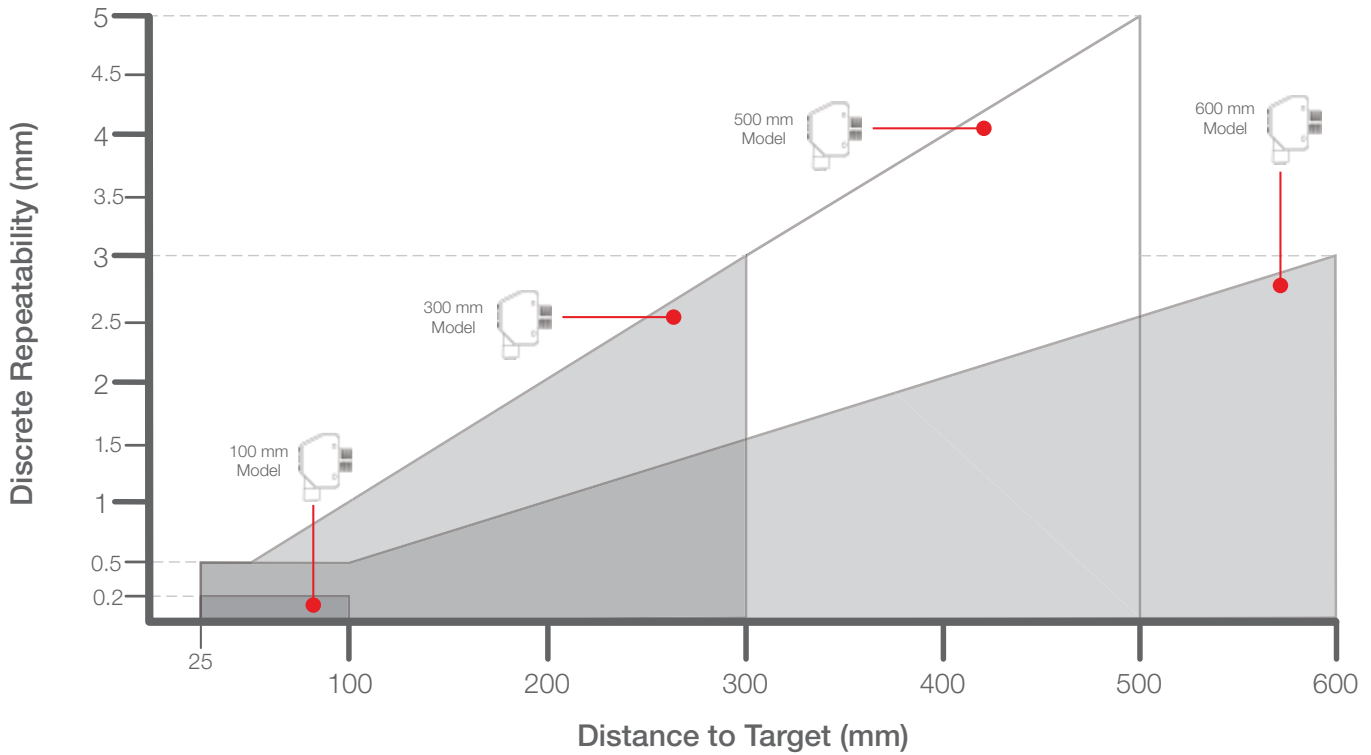
Dark surface



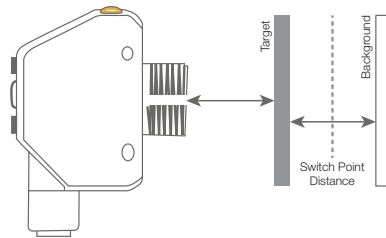
Clear

Dynamically adjusted laser power increases output for dark targets or objects at steep or uneven angles, while reducing power for shiny targets, providing accurate measurements across a wide range of challenging targets.

Distance: Precision Measurement and Detection Regardless of Target



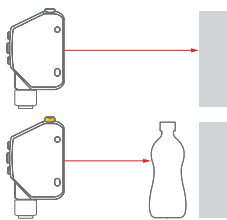
Minimum Object Separation refers to the minimum distance a target must be from the background to be reliably detected by a sensor.



	Distance (mm)				
	50	100	300	500	600
Q4X...100 / 110	0.5	1	-	-	-
Q4X...300 / 310	1	2	14	-	-
Q4X...500	1	2	14	45	-
Q4X...600 / 610	1	2	5.25	8.25	10

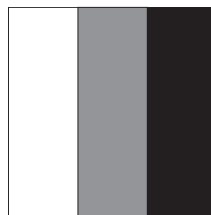
Dual Mode: Distance with Intensity to Detect Any Change

Clear Object Detection



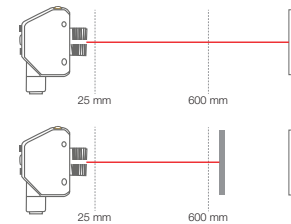
Reliably detects transparent objects without the need of a retro reflector.

Contrast



Detects intensity changes due to variation in surface finish, tone, or lightness.

Extended Range Presence/Absence



Teach reference to detect changes in contrast, even past the maximum measuring range.



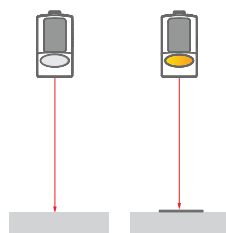
Presence and Absence

Application Challenge


The presence of tea bags on a conveyor must be verified to trigger processes down the line. The tea bags can vary in shape and color consistency, complicating detection. At times there can be little contrast between the tea bags and the conveyor, further complicating detection.

Application Solution

A Q4X measures the distance from the face of the sensor to the conveyor. Capable of identifying sub-millimeter changes in distance, the Q4X easily detects the slight variations in height that indicate the presence of a tea bag on the conveyor.



Distance-based presence/absence detection or part positioning regardless of color or reflectivity of object and background.



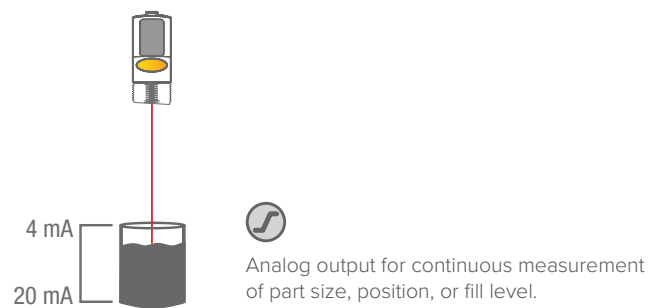
Measurement


Application Challenge

Measuring the fill level of pills in a bottle helps ensure that the quantities inside the bottle are correct. However, the shape, edges, and gaps between pills create an inconsistent surface that is difficult to measure.

Application Solution

A Q4X analog sensor set up in trigger mode uses the averaging feature to provide a more consistent fill-level measurement. A connected Q3X contrast sensor detects the leading edge of each bottle and uses a one-shot output timer to determine when and how long the Q4X will measure. The Q4X then measures across the varying surface inside the bottle and outputs a single analog value based on the average measurement.





Error Proofing

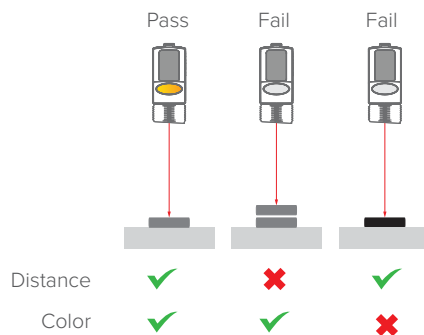


Application Challenge

In a car speaker assembly, the presence and placement of all components must be verified to ensure that defective or incomplete product is not shipped to the customer. The small sizes, slim profiles, and similar colors of many components can make identifying errors difficult.

Application Solution

By measuring the distance from the face of the sensor to the mounting bracket, a Q4X verifies that a single spacer is present and properly seated. Using dual-mode detection, the Q4X can also measure the amount of light received to determine if the spacer has been placed with the adhesive side up or down. The compact size of the Q4X allows for an unobtrusive installation into congested assembly stations.



Inspections use distance to verify parts presence and position, and intensity to verify correct color or part orientation



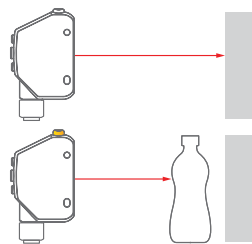
Clear Object Detection

Application Challenge

Regulating the flow of bottles on a conveyor can prevent damage to the bottles, product loss, and machine downtime. It also helps ensure that downstream processes progress smoothly. Variations in bottle shape, size, material, color, and transparency can make detecting bottles and accumulations difficult.

Application Solution

Taught to recognize a stable background condition, a Q4X operating in dual mode will detect any alteration in the distance to and light intensity from the background condition, making the sensor immune to variations in bottle shape, size, color, clarity, and reflectivity. The Q4X has integral on/off delays that can send a signal if an accumulation occurs.



Reliably detects transparent objects without the need of a retro reflector.


Q4X Laser Distance Sensor

Family	Housing Style	Output	Mode	Range	Connector	
Q4X	T	B	LAF	100	Q8	
	T = 18 mm Threaded Barrel	B = Bipolar Discrete NPN & PNP K = Dual Discrete with IO-Link	U = 0 to 10 V Analog I = 4 to 20 mA Analog	LAF = Laser Adjustable-Field	100 = 25-100 mm 300 = 25-300 mm 500 = 25-500 mm* 600 = 25-600 mm	Q8 = Integral QD QD models require mating cordset

*Not available with Dual Discrete / IO-Link Output (K models)

Family	Housing Style	Output	Mode	Range	Connector	
Q4X	F	N	LAF	110	Q8	
	F = Flush Mount	N = NPN P = PNP K = Dual Discrete with IO-Link	U = 0 to 10 V Analog I = 4 to 20 mA Analog	LAF = Laser Adjustable-Field	110 = 35-110 mm 310 = 35-310 mm 610 = 35-610 mm	Q8 = Integral QD QD models require mating cordset

Specifications



Response Speed

User selectable as fast as:
Discrete and Dual Discrete: 1.5 ms
Analog: 0.5 ms

Construction

Housing: 316L stainless steel
Lens cover: PMMA acrylic
Indicator & Display Window: Polysulfone

Operating Conditions

-10 to +50 °C


Environmental Rating

IP67, IP68, IP69K

Certifications



Accessories



SMBQ4XFA
Includes 3/8" bolt for mounting

SMBQ4XFAM10
Includes 10 mm bolt for mounting

SMBQ4XFAM12
Clamps directly onto industry standard bracket systems of 1/2" or 12 mm rods

Cordsets for Analog Models

0 to 10 V, 4 to 20 mA

M12 Connector with Shield
Straight connector models listed; for right-angle, add **RA** to the end of the model number (example, **MQDEC2-506RA**)

5-Pin

MQDEC2-506
2 m (6.5')
MQDEC2-515
5 m (15')
MQDEC2-530
9 m (30')

Cordsets for Discrete Models

Bipolar (5-pin) and PNP, NPN and Dual Discrete (4-pin)

M12 Connector
Straight connector models listed; for right-angle, add **RA** to the end of the model number (example, **MQDC1-506RA**)

4-Pin

MQDC-406
2 m (6.5')
MQDC-415
5 m (15')
MQDC-430
9 m (30')

5-Pin

MQDC1-506
2 m (6.5')
MQDC1-515
5 m (15')
MQDC1-530
9 m (30')

RSD1QP remote display



Provides easy sensor configuration and monitoring. Only works with Q4X600 and 610 models. Visit our website for more information.

M12 Connector Washdown (IP69K)
Straight connector models only

4-Pin

MQDC-WDSS-0406
2 m (6.5')
MQDC-WDSS-0415
5 m (15')
MQDC-WDSS-0430
9 m (30')

5-Pin

MQDC-WDSS-0506
2 m (6.5')
MQDC-WDSS-0515
5 m (15')
MQDC-WDSS-0530
9 m (30')



SMB18A



SMBAMS18RA



SMBAMS18P

Reference Targets for Clear Object Detection



BRT-Q4X-60X50
50 x 60 x 6 mm

BRT-Q4X-60X18
18 x 60 x 6 mm



Banner Engineering Corp.

9714 10th Avenue North • Minneapolis, MN 55441 • 1-888-373-6767 • www.bannerengineering.com