

Product Features

Overmolded Flex Relief Plastic Fibers



- Provide additional resistance to fiber damage or breakage at the sensing tip
- Stainless steel threaded ferrule and stainless steel mounting hardware
- PVC overmolded flex relief reduces stress at the fiber-to-ferrule transition
- Higher tensile pull resistance than non-overmolded design to reduce accidental damage to the fibers during installation and maintenance
- Works with plastic fiber brackets SMBFFP6, SMBFP4, SMBFP4N, and SMPFP

Overmolded Flex Relief Plastic Fiber Models

Model	Mode	Description
PBCT46UMFR	Diffuse Coaxial	Heavy duty PVC overmolded fiber, 1.0 mm core coaxial, M6 SS threaded ferrule
PBCT26UMFR	Diffuse Coaxial	Heavy duty PVC overmolded fiber, 0.5 mm core coaxial, M3 SS threaded ferrule

Overmolded Flex Relief Plastic Fiber Specifications

Construction

- Optical Fiber: Acrylic (PMMA)
- Protective Jacket: Black Polyethylene
- Overmolded Strain Relief: PVC
- Ferrule and Hardware: Stainless Steel

Minimum Bend Radius

- 12 mm for 0.5 mm diameter fibers
- 25 mm for 1.0 mm diameter fibers

Repeat Bending/Flexing

Life expectancy of plastic fiber optic cable is in excess of one million cycles at bend radii of no less than the minimum and a bend of 90° or less. Avoid stress at the point where the cable enters the sensor ("control end") and at the sensing end tip. Coiled plastic fiber optic assemblies are recommended for any application requiring reciprocating fiber motion.

Chemical Resistance

The acrylic core of the monofilament optical fiber will be damaged by contact with acids, strong bases (alkalis) and solvents. The polyethylene jacket will protect the fiber from most chemical environments. However, materials may migrate through the jacket with long term exposure. Samples of fiber optic material are available from Banner for testing and evaluation.

Temperature Extremes

Temperatures below -30° C (-22° F) will cause embrittlement of the plastic materials but will not cause transmission loss. Temperatures above +70° C (+158° F) will cause both transmission loss and fiber shrinkage.









Operating Temperature

-30° C to +70° C (-22° F to +158° F), unless otherwise specified

Overmolded Flex Relief Fiber Dimensions and Typical Ranges

Model	Dimensions	Typical Range (mm)*
PBCT46UMFR		
PBCT26UMFR		



* Key		
1.  QS18	4.  D10B	7.  D10D - High Power
2.  Mini-Beam Expert	5.  D10D - Super High Speed	8.  D10D - Super High Power
3.  D10A	6.  D10D - High Speed	

Banner Engineering Corp Limited Warranty

Banner Engineering Corp. warrants its products to be free from defects in material and workmanship for one year following the date of shipment. Banner Engineering Corp. will repair or replace, free of charge, any product of its manufacture which, at the time it is returned to the factory, is found to have been defective during the warranty period. This warranty does not cover damage or liability for misuse, abuse, or the improper application or installation of the Banner product.

THIS LIMITED WARRANTY IS EXCLUSIVE AND IN LIEU OF ALL OTHER WARRANTIES WHETHER EXPRESS OR IMPLIED (INCLUDING, WITHOUT LIMITATION, ANY WARRANTY OF MERCHANTABILITY OR FITNESS FOR A PARTICULAR PURPOSE), AND WHETHER ARISING UNDER COURSE OF PERFORMANCE, COURSE OF DEALING OR TRADE USAGE.

This Warranty is exclusive and limited to repair or, at the discretion of Banner Engineering Corp., replacement. **IN NO EVENT SHALL BANNER ENGINEERING CORP. BE LIABLE TO BUYER OR ANY OTHER PERSON OR ENTITY FOR ANY EXTRA COSTS, EXPENSES, LOSSES, LOSS OF PROFITS, OR ANY INCIDENTAL, CONSEQUENTIAL OR SPECIAL DAMAGES RESULTING FROM ANY PRODUCT DEFECT OR FROM THE USE OR INABILITY TO USE THE PRODUCT, WHETHER ARISING IN CONTRACT OR WARRANTY, STATUTE, TORT, STRICT LIABILITY, NEGLIGENCE, OR OTHERWISE.**

Banner Engineering Corp. reserves the right to change, modify or improve the design of the product without assuming any obligations or liabilities relating to any product previously manufactured by Banner Engineering Corp. Any misuse, abuse, or improper application or installation of this product or use of the product for personal protection applications when the product is identified as not intended for such purposes will void the product warranty. Any modifications to this product without prior express approval by Banner Engineering Corp will void the product warranties. All specifications published in this document are subject to change; Banner reserves the right to modify product specifications or update documentation at any time. Specifications and product information in English supersede that which is provided in any other language. For the most recent version of any documentation, refer to: www.bannerengineering.com.

For patent information, see www.bannerengineering.com/patents.

Document title: Overmolded Flex Relief PBT Plastic Fibers
 Part number: 156255
 Revision: B
 Original Instructions
 © Banner Engineering Corp. All rights reserved.

